

FINANCIAL FREEDOM SUMMIT

Finding The Very Best Stocks



VectorVest®



What You Will Learn During This Session

- Anticipate Market Direction by Reading the Color Guard and Market Timing Graph.
- Systematically Find the Very Best Stocks Suited to Your Investment Style.
- Use Graphs to Determine the Best Trade Setups and Entry Points.



Why This is Important

- When you trade with the trend, it puts the wind at your back.
- When you use a Systematic approach, you get better results.
- When you trade the Very Best Stocks with the Best Setups, you reduce the number of “**Bad Trades**”.



It Starts With Market Direction

- VectorVest has three essential tools to keep you on the right side of the Market:
 - Color Guard,
 - Market Timing Graph,
 - Market Timing Signals.
- After a quick, but complete, analysis, you will know when it is okay to buy, and when it is not okay to buy.



Market Direction is the key to making money when trading in Stocks.

Heed the Color Guard

Functions Like A Traffic Light on the Market

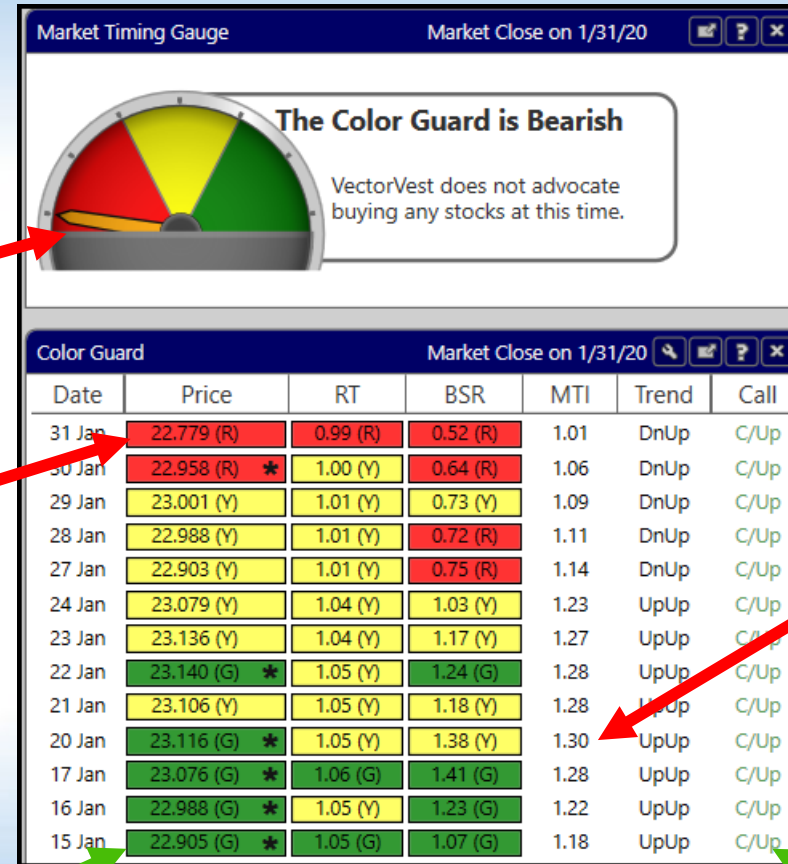
Green is Bullish, it is Okay to Buy

Yellow is Neutral, Caution is Advised

Red is Bearish, do not Buy any Stocks



When To Buy – Heed the Color Guard



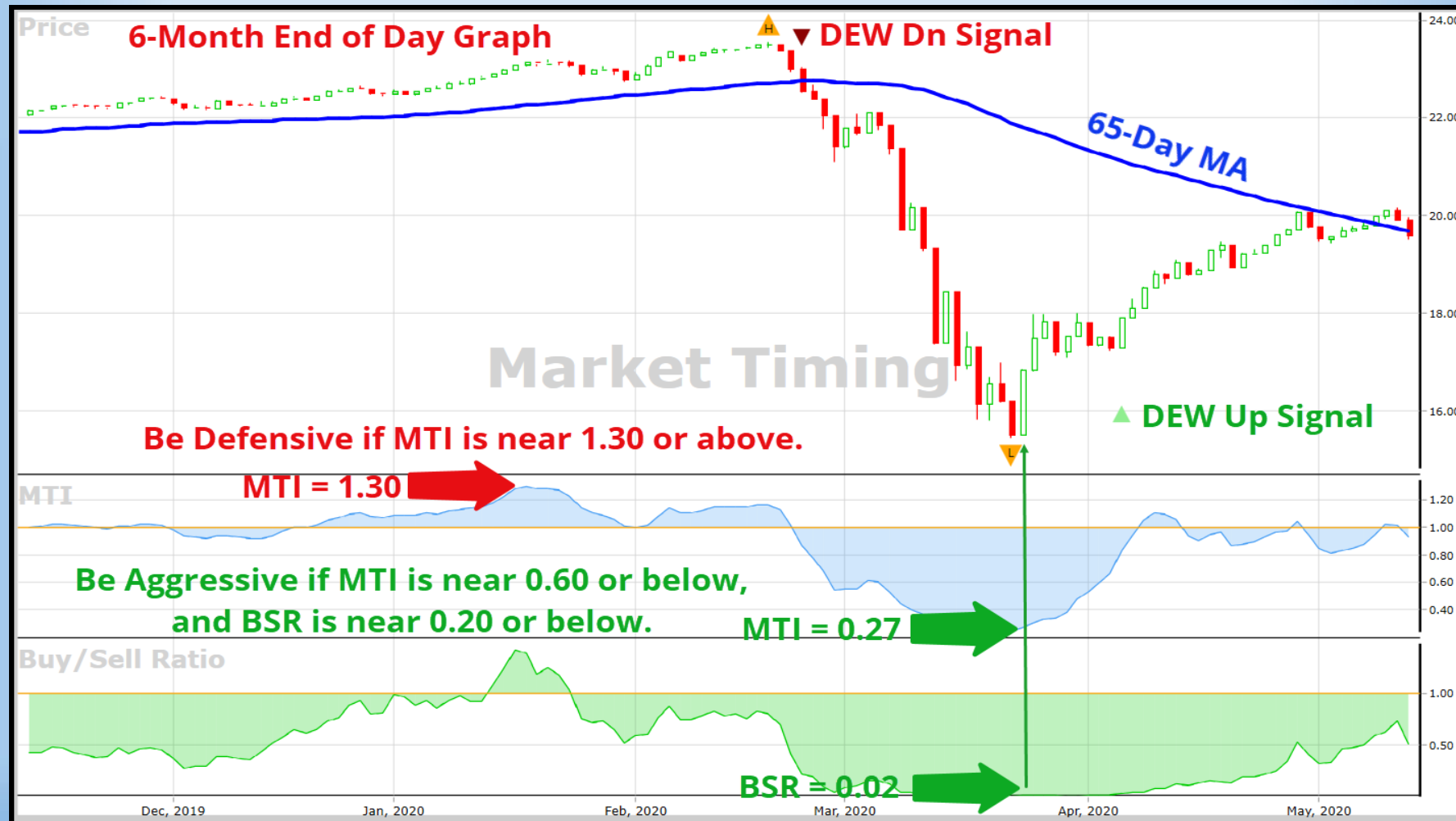
Do not buy when the needle is in the red and there is a red light in the Color Guard.

If the MTI is near or above 1.30, use caution when buying stocks.

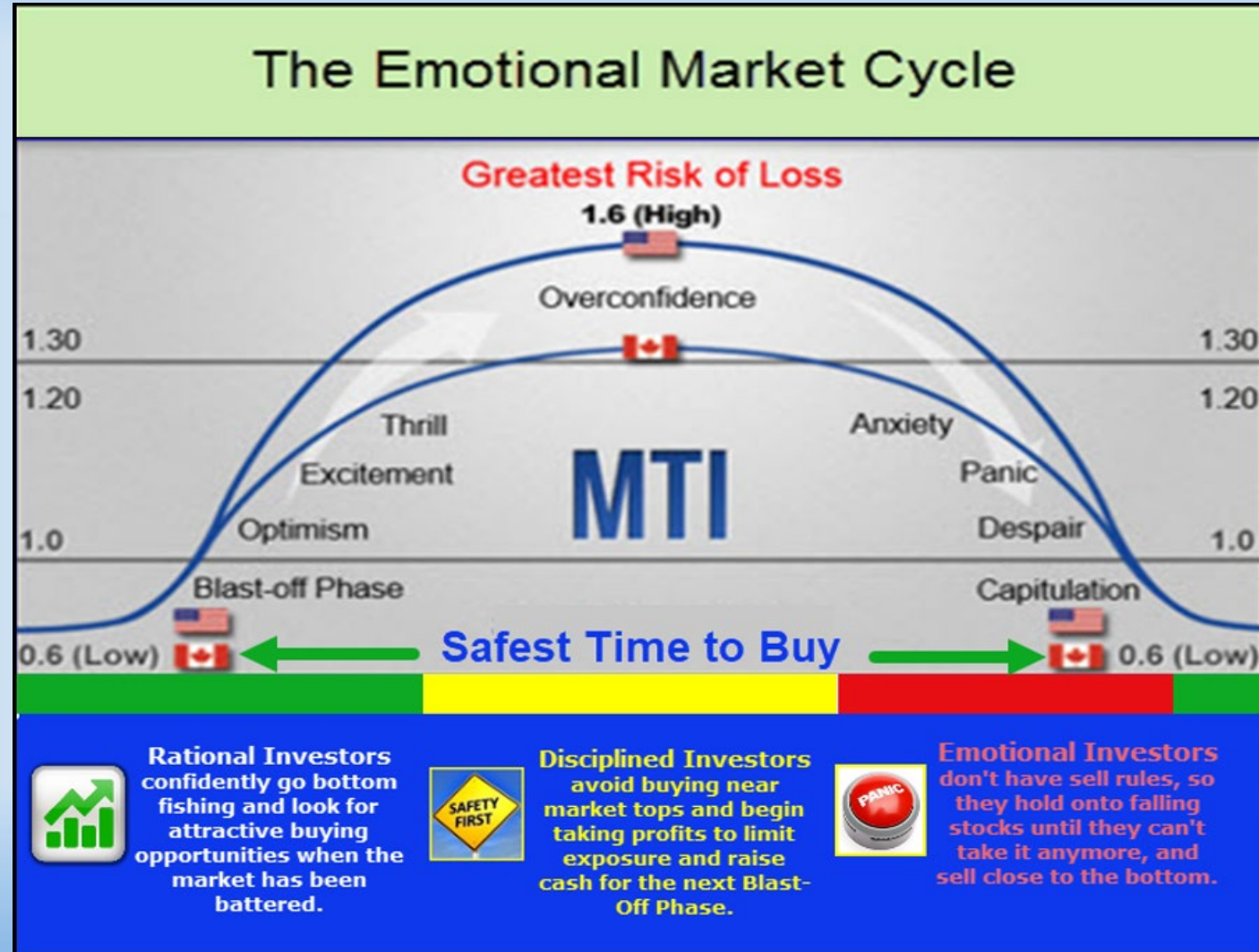
Only Buy if there is a green light in the Color Guard.

Conservative and Prudent Investors want to be fully invested soon after the first Confirmed Up Call.

The Goldilocks Market Timing Signal



Control Your Emotions



Finding The Very Best Stocks

- After Market Direction, you must have an effective, repeatable process for finding the Best Stocks and Trade Setups.
- VectorVest uses fundamental and technical analysis to identify the best stocks in continuation patterns and breakouts.



The VectorVest System

Every Investor Should Know:
What their stock is really worth,
How Safe it is, and
When to Buy, Sell, or Hold.



The Stock Viewer

How I use the Stock Viewer:

Stock Viewer is a gold mine. Our job is to find the gold contained therein and extract it.

- Dr. Bart DiLiddo, VectorVest Views – 11/10/2006



The Power of UniSearch

How I use UniSearch:

UniSearch is the most powerful search engine
on the market today.



The WatchList Viewer

How I use WatchList Viewer:

WatchLists are one of the most powerful tools within VectorVest. One of the best applications is that of analyzing selected lists of stocks, including your own Portfolio.



The Sector Viewer

How I use the Sector Viewer:

Successful Investors buy high VST, "B"-Rated stocks in rising Sectors and Industry Groups.



The Model Portfolios

How I use the Model Portfolios:

The Model Portfolios are a collection of turnkey trading systems for different investment styles that you can trade mechanically and get fantastic results.



The Model Portfolios

Portfolio Performance ✕									
VectorVest Only ▾						Refresh		Print	
Portfolio Name	▲	Start Date	Total Value	% Winners	% Gain/Loss	Total Commission	ARR	CROR	Max Drawdown
Model Portfolio #1 Aggressive		1/03/12	\$348,664.12	49.58%	248.66%	\$6,965.00	29.75%	16.12%	19.73%
Model Portfolio #2 Conservative		1/03/12	\$340,481.06	67.09%	240.48%	\$3,094.45	28.77%	15.79%	14.05%
Model Portfolio #3 Retirement		1/03/12	\$260,521.58	54.79%	160.52%	\$1,452.70	19.20%	12.14%	16.23%
Model Portfolio #4 Conservative		1/03/12	\$294,910.45	52.05%	194.91%	\$1,452.70	23.32%	13.81%	17.03%
Model Portfolio #5 Prudent		1/03/12	\$398,872.64	51.68%	298.87%	\$2,865.60	35.76%	18.00%	20.09%



What You Have Learned

- Anticipate Market Direction by Reading the Color Guard and Market Timing Graph.
- Systematically Find the Very Best Stocks Suited to Your Investment Style.
- Use Graphs to Determine the Best Trade Setups and Entry Points.



Thank You For Watching!

Any Questions?

